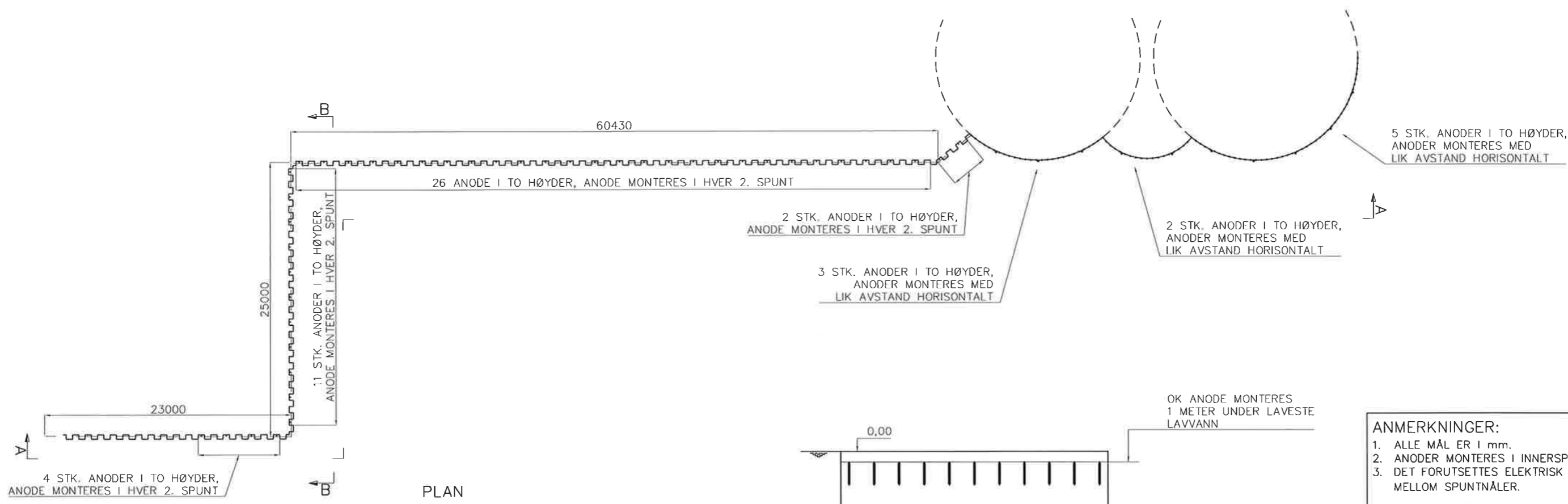
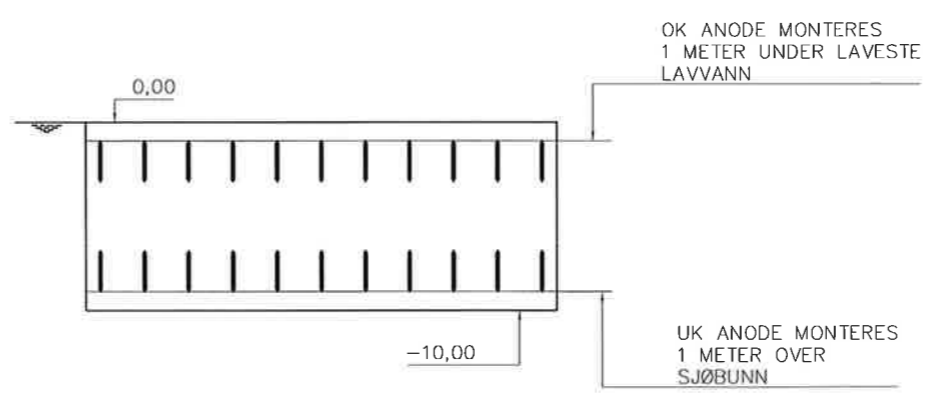


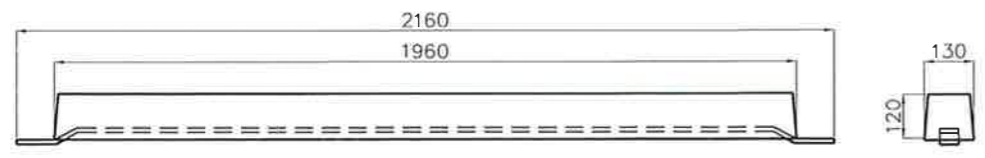
SETT A-A



PLAN



SETT B-B



ANODE A-850  
1:10

- ANMERKNINGER:**
1. ALLE MÅL ER I mm.
  2. ANODE MONTERES I INNERSPUNT
  3. DET FORUTSETTES ELEKTRISK KONTAKT MELLOM SPUNTNÅLER.

0	30.05.07	ISSUED FOR INSTALLATION	TM	MRC			
Rev.no	Date	Description	Drawn	Design	Check	Appr.	Client appr.
Project:		INDRE TRONDHEIMSFJ. NY INDUSTRIKAI NORD	Scale:		1:200		
Desig. title:		ALUMINIUM ANODER INSTALLASJONSTEGNING FOR A-850 ANODER PÅ SPUNT	SOM VIST		Replaced by:		
File name:		11981.dwg	Desig. format:		A1		
Seq. no:		2	Code		Sequence no.		1/1
Rev.no:		0	Sheet no.		Rev.no.		

